

HYDRANT & AIR VALVE ISOLATORS STANDARD

DN 80 & DN 100. PROVIDING ISOLATION OF ATTACHED APPURTENANCE FOR MAINTENANCE



Ductile Iron body and top cover for high strength and impact resistance

EPDM encapsulated plug for longevity and reliable sealing

Thermally bonded polymeric coating for long life protection

End connections available as DN 80 or DN100 Figure B5 or Figure B6 connections

Allows easy attachment of spring hydrant, air valve or screwed outlet

O-ring seals replaceable under full operating pressure.

Isolated fasteners for long life corrosion protection.

DESCRIPTION

Hydrant & Air Valve Isolators provide isolation of the attached appurtenance for maintenance purposes

GENERAL APPLICATION

Hydrant and Air Valve Isolators can be used in conjunction with spring hydrants, air valves or screwed outlets to provide isolation of the appurtenance for maintenance purposes

TECHNICAL DATA

Size Range DN 80 and DN 100

Allowable Operating Pressures
1600kPa or 3500kPa

Maximum Temperature 50°C

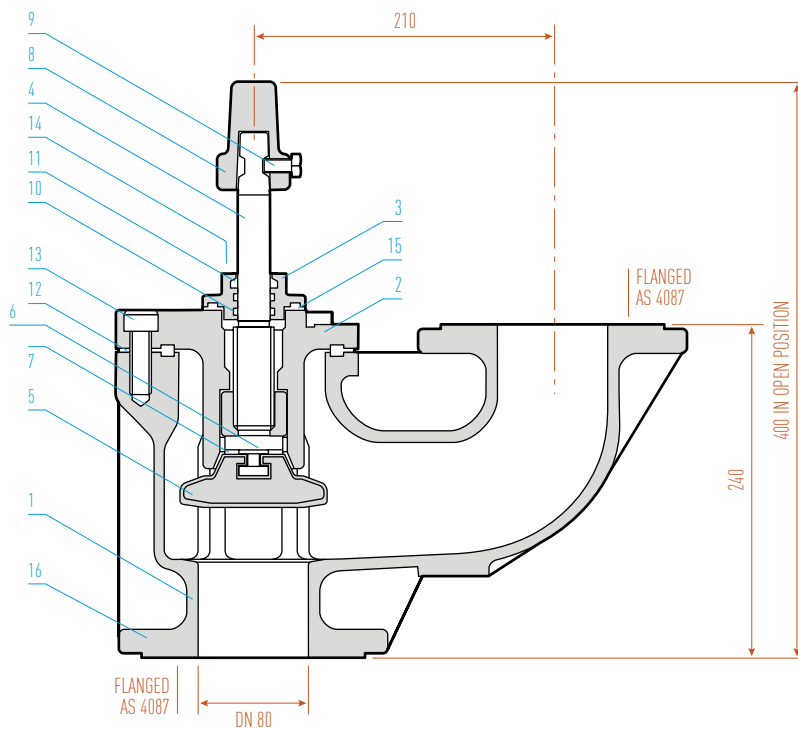
End Connections
Flanged to AS 4087 Fig B5 or B6

Certifications
AS/NZS 4020
Testing of products for use in contact with drinking water



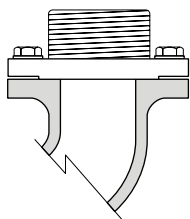
HYDRANT & AIR VALVE ISOLATORS STANDARD

DN 80 & DN 100. PROVIDING ISOLATION OF ATTACHED APPURTENANCE FOR MAINTENANCE

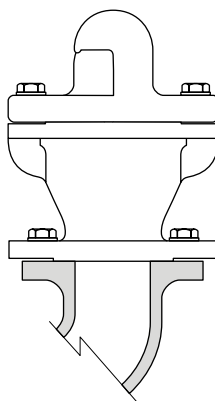


PARTS LIST

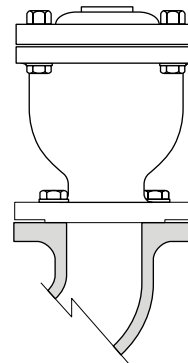
No	Description Material / Standard
1	Body Ductile Iron / AS 1831-400/15
2	Top Cover Ductile Iron / AS 1831-400/15
3	Seal Retainer Gun Metal / AS 1565 C83600
4	Spindle Stainless Steel / ASTM A276 431
5	Plug Ductile Iron/EPDM / AS 1831-400/15 AS 1646
6	Nut Gun Metal / AS 1565 C83600
7	Washer, Anti-Friction Acetyl
8	Spindle Cap Ductile Iron / AS 1831-400/15
9	Hex Head Screw Stainless Steel / ASTM A276 316
10	O-Rings Nitrile Rubber / AS 1646
11	Wiper Ring Nitrile Rubber / AS 1646
12	Body Gasket EPDM Rubber / AS 1646
13	Socket Head Screw Stainless Steel / ASTM A276 316
14	Socket Head Screw Stainless Steel / ASTM A276 316
15	Seal Retainer Gasket EPDM Rubber / AS 1646
16	Coating Thermally Bonded Polymeric / AS/NZS 4158



SCREWED OUTLET



SPRING HYDRANT

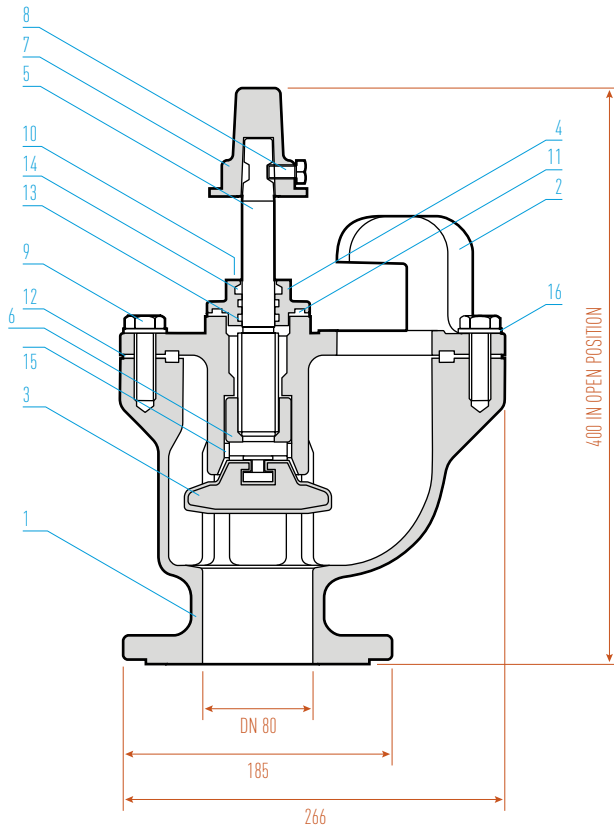


AIR VALVE

HYDRANT & AIR VALVE ISOLATORS

FIRE HYDRANT ISOLATOR - SOUTH AUSTRALIA

DN 80. CONFORMS TO SOUTH AUSTRALIA WATER SPECIFICATION SAW 2001



PARTS LIST

No	Description Material / Standard
1	Body Ductile Iron / AS 1831-400/15
2	Top Cover Ductile Iron / AS 1831-400/15
3	Plug Ductile Iron/EPDM / AS 1831-400/15 AS 1646
4	Seal Retainer Gun Metal / AS 1565 C83600
5	Spindle Stainless Steel / ASTM A276 431
6	Nut Gun Metal / AS 1565 C83600
7	Spindle Cap Ductile Iron / AS 1831-400/15
8	Hex Head Screw Stainless Steel / ASTM A276 316
9	Hex Head Screw Stainless Steel / ASTM A276 316
10	Socket Head Screw Stainless Steel / ASTM A276 316
11	Seal Retainer Gasket EPDM Rubber / AS 1646
12	Top Cover Gasket EPDM Rubber / AS 1646
13	O-Rings Nitrile Rubber / AS 1646
14	Wiper Ring Nitrile Rubber / AS 1646
15	Washer, Anti-Friction Acetyl
16	Flat Washer Stainless Steel / Grade 316

FEATURES

Grade 316 stainless steel fasteners for long life application

Special SA Water spindle cap



GENERAL APPLICATION

SA Fireplugs provide direct access to water pipelines for fire fighting purposes. Access is gained with the attachment of a standpipe to the hydrant lugs and opening of the valve

TECHNICAL DATA

Allowable Operating Pressures
1600kPa or 3500kPa

Maximum Temperature 50 °C

End Connections
DN 80 flanged to AS 4087 Fig B5 or B6

Specifications
SA Water No. SAW 2001

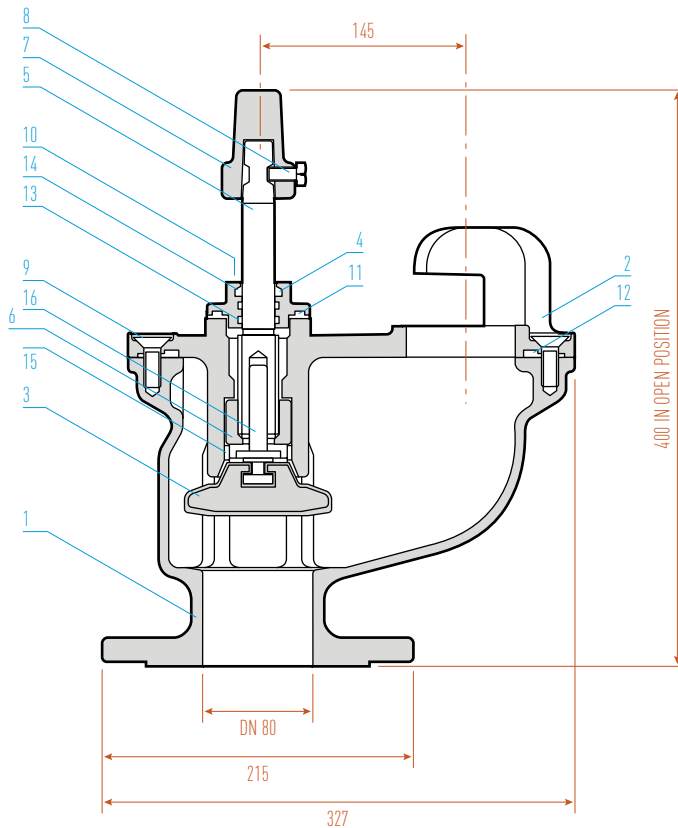
Certifications
AS/NZS 4020
Testing of products for use in contact with drinking water



HYDRANT & AIR VALVE ISOLATORS

FIRE HYDRANT ISOLATOR - WESTERN AUSTRALIA

DN 80. CONFORMS TO WATER CORPORATION SPECIFICATION SPS 292



PARTS LIST

No	Description Material / Standard
1	Body Ductile Iron / AS 1831-400/15
2	Top Cover Ductile Iron / AS 1831-400/15
3	Plug Ductile Iron/EPDM / AS 1831-400/15 / AS 1646
4	Seal Retainer Gun Metal / AS 1565 C83600
5	Spindle Stainless Steel / ASTM A276 431
6	Nut Gun Metal / AS 1565 C83600
7	Stem Cap Ductile Iron / AS 1831-400/15
8	Hex Head Screw Stainless Steel / ASTM A276 316
9	Countersunk Screw Stainless Steel / ASTM A276 316
10	Socket Head Screw Stainless Steel / ASTM A276 316
11	Seal Retainer Gasket EPDM Rubber / AS 1646
12	Top Cover Gasket EPDM Rubber / AS 1646
13	O-Rings Nitrile Rubber / AS 1646
14	Wiper Ring Nitrile Rubber / AS 1646
15	Washer, Anti-Friction Acetyl
16	Jumper Rod DR Brass / AS/NZS 1567 C35200

FEATURES

Jumper valve for backflow prevention
Slotted mounting holes to match existing risers

GENERAL APPLICATION

WA Fire Hydrant Isolators provide direct access to water pipelines for fire fighting purposes. Access is gained with the attachment of a standpipe to the hydrant lugs

TECHNICAL DATA

Allowable Operating Pressures 1600kPa

Maximum Temperature 50°C

End Connections

DN 100 flanged to AS 4087 Fig B5, slotted to match existing 165mm PCD branches

Specifications

WAWC No. SPS 292 standards

Certifications

AS/NZS 4020

Testing of products for use in contact with drinking water



VIADUX PTY LTD PO BOX 141 FAIRFIELD, NEW SOUTH WALES 1860 AUSTRALIA / VIADUX.COM.AU / PHONE 1300VIADUX

All Viadux trademarks and logos are owned by Viadux Pty Ltd. All other brand or product names are trademarks or registered marks of their respective owners. Because we are continuously improving our products and services, Viadux reserves the right to change specifications without prior notice. TAVI1506